


# Handsfree Color Video Bus Apartment System

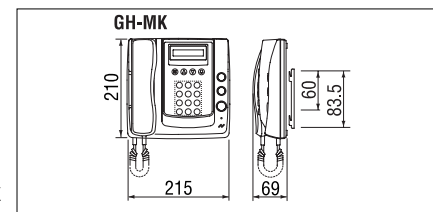
## Security guard station



### Features

- Call to residential station
- Digital display shows name of resident & room number
- Monitoring a Video entrance station (audio)
- Receive all Entrance station call-ins (Reception mode function)
- Absence call-in memory stored with Callback
- Option  
Doorbell at door with different call tone  
User-optional device can be controlled with SERVICE button, such as -light on and off at entry way to elevator
- Receive a Panic call from apartment station

### Unit dimensions



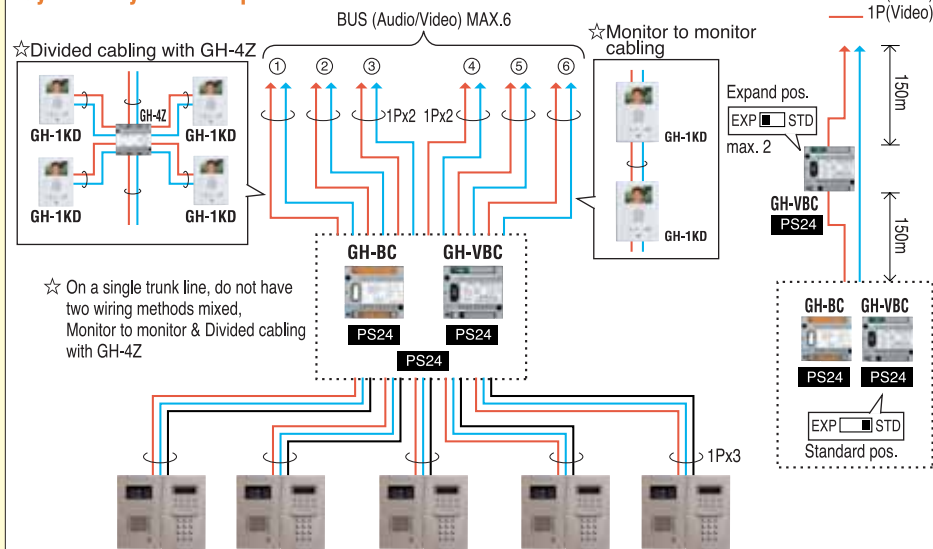
### Specifications (GH-MK)

Power source	DC 24V, supplied by PS-2410LD, PS-2410DIN
VFD display	Max. 16 letters for names; English, French, German, Spanish & Dutch
Wiring	2 single-pair cables
Type of cable	2-conductor cable solid copper & non-braided, polyethylene insulation, 0.65mm dia.~1.0mm dia.
Mounting	Wall-mounting or Desk-top mounting on GFW-S
Housing	Fire-retardant plastic

## Control units



### System layout example



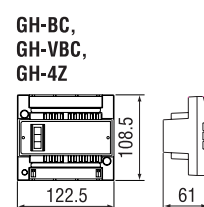
### Wiring distance

	Distance (Diameter of wires)
GH-BC, GH-VBC to Farthest Entrance station	300m(0.8mm)
GH-BC, GH-VBC to Farthest Video apartment station	150m(0.8mm) Expandable 150m with additional GH-VBC & Power supply
GH-BC, GH-VBC to Farthest Audio apartment station	300m(0.8mm)
GH-BC, GH-VBC to each Power supply	5m(0.8mm)
GH-RY to Entrance station	300m(0.8mm)
Accumulated Audio lines (R1, R2) Total wiring distance	2,500m(0.8mm)

### Type of Cable

2-conductor cables solid copper & non-braided, polyethylene insulation, 0.65mm ~ 1.0mm dia.

### Unit dimensions



### Specifications (GH-BC, GH-VBC)

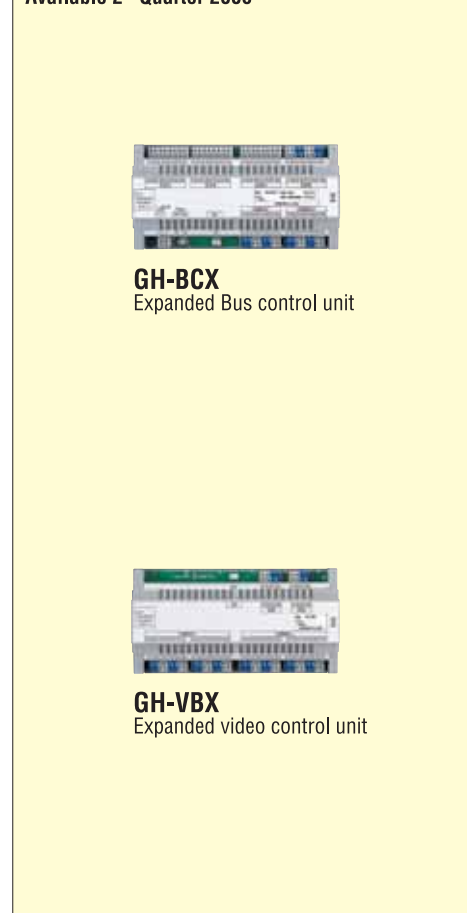
Power source	DC 24V, supplied by PS-2410LD, PS-2410DIN
Consumption	900mA.
Wiring	Single-pair cable common
Housing	Fire-retardant plastic

### Specifications (GH-4Z)

Wiring	Two Single-pair cables common
Mounting	DIN rail
Housing	Fire-retardant plastic

## Expanded control units

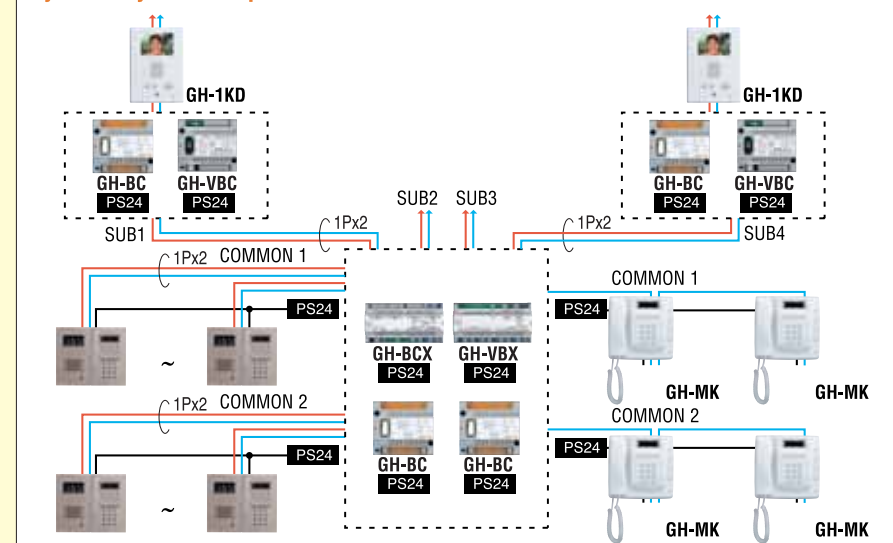
Available 2<sup>nd</sup> Quarter 2006



### Features

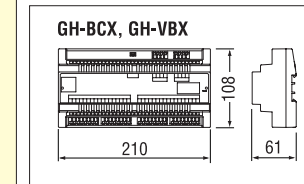
- Expandable to max. 500 Apartment stations, 16 Entrance stations, and 4 Security guard stations

### System layout example



- COMMON trunk line: Requires one each of GH-BC & Power supply
- COMMON trunk line: Max. 8 Entrance stations & 2 Security guard stations
- SUB COMMON trunk line: Max. 125 Apartment stations

### Unit dimensions



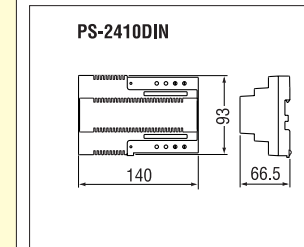
### Specifications (GH-BCX, GH-VBX)

Power source	GH-BCX: DC24V, supplied by PS-2410DIN. GH-VBX: Supplied from GH-BCX
Wiring	Single-pair cable common
Mounting	DIN rail
Housing	Fire-retardant plastic

## Power supply



### Unit dimensions



### Specifications (PS-2410DIN)

Input voltage & Capacity	230V AC, 50Hz
Output voltage	24V DC, 1A

## Option

